

# Inner Edge® XLP Worksheet

Upper Front Extra Low Profile

3-LED Lightbar with Take Downs

Ordering Information: Company Name \_\_\_\_\_ PO# \_\_\_\_\_

**CHOOSE MODEL:** Five 3-LED Lamps and one LED Flashing/Take-Down, Upper Front **Passenger Side** Unit Only.

- \_\_\_\_\_ **IX37UF5P** Chevy Caprice, 2011-2013
- \_\_\_\_\_ **IX13UF5P** Chevy Suburban, Chevy Silverado-1500/2500 & Chevy Tahoe, 2008-2013
- \_\_\_\_\_ **IX35UF5P** Dodge Charger, 2011-2013
- \_\_\_\_\_ **IX42UF5P** Dodge Ram 1500, 2011-2013
- \_\_\_\_\_ **IX34UF5P** Ford Explorer, 2011-2014 & Police Interceptor Utility, 2013-2014
- \_\_\_\_\_ **IX43UF5P** Ford Fusion, 2013
- \_\_\_\_\_ **IX41UF5P** Ford F150, 2012-2013
- \_\_\_\_\_ **IX38UF5P** Ford Taurus, 2011-2014 & Police Interceptor Sedan, 2013-2014
- \_\_\_\_\_ **IX39UF5P** Ford F250/350, 2012-2013

**CHOOSE MODEL:** Ten 3-LED Lamps and Two Take-Downs, Upper Front Unit, Two Piece, Individual **Driver and Passenger Side** Units.

- \_\_\_\_\_ **IX37UFZ** Chevy Caprice, 2011-2013
- \_\_\_\_\_ **IX13UFZ** Chevy Suburban, Chevy Silverado-1500/2500 & Chevy Tahoe, 2008-2013
- \_\_\_\_\_ **IX35UFZ** Dodge Charger, 2011-2013
- \_\_\_\_\_ **IX42UFZ** Dodge Ram 1500, 2011-2013
- \_\_\_\_\_ **IX34UFZ** Ford Explorer, 2011-2014 & Police Interceptor Utility, 2013-2014
- \_\_\_\_\_ **IX43UFZ** Ford Fusion, 2013
- \_\_\_\_\_ **IX41UFZ** Ford F150, 2012-2013
- \_\_\_\_\_ **IX38UFZ** Ford Taurus, 2011-2014 & Police Interceptor Sedan, 2013-2014
- \_\_\_\_\_ **IX39UFZ** Ford F250/350, 2012-2013

**INTERIOR LIGHTING PACKAGE:**

Insert number of each color of LED lighthouse. No charge when ordered with lightbar.

Replace symbols **S** with the quantity of each color of each 3-LED lighthouse. Order of colors is Red, Blue, Amber. For White, contact factory.

**Filled In:** I X P S S S S 0 (IXPSSSS0) Extra Low Profile 3-LED Lamps.

**Filled In Examples:**

I X P 4 6 0 0 0 = 4 Red & 6 Blue modules

I X P 0 Z 0 0 0 = 10 Blue modules

I X P 2 6 2 0 0 = 2 Red, 6 Blue & 2 Amber modules

Lighthouse and Housing Type    Red    Blue    Amber    White  
X = 12 Lighthouses    Z = 10 Lighthouses

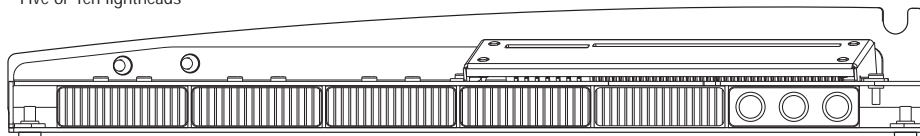
**CHOOSE COLORS:**

Five or Ten lighthouses

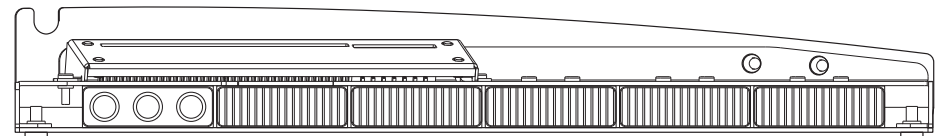
Passenger Side

Default Lens Configuration

Driver Side



White  
LED Flashing/  
Take-Down



White  
LED Flashing/  
Take-Down

Write on line LED color desired: A = Amber; B = Blue; C = Clear/White; R = Red

↑ Fill out for 5 Lamp (& 1 Take-Down) Upper Front Passenger Side Unit Only ↑

↑ Fill out for 10 Lamp (& 2 Take Downs) Upper Front Two Piece, Individual Driver and Passenger Side Units ↑

Ordering Information: Company Name \_\_\_\_\_ PO# \_\_\_\_\_

**CHOOSE MODEL:** Six 3-LED Lamps (No Take-Down),  
Upper Front **Passenger Side** Unit Only

- \_\_\_\_\_ **IX37UF6P** Chevy Caprice 2011-2013
- \_\_\_\_\_ **IX13UF6P** Chevy Suburban, Chevy Silverado-1500/2500 and Chevy Tahoe, 2008-2013
- \_\_\_\_\_ **IX35UF6P** Dodge Charger, 2011-2013
- \_\_\_\_\_ **IX42UF6P** Dodge Ram 1500, 2011-2013
- \_\_\_\_\_ **IX34UF6P** Ford Explorer, 2011-2014 & Police Interceptor Utility, 2013-2014
- \_\_\_\_\_ **IX43UF6P** Ford Fusion, 2013
- \_\_\_\_\_ **IX41UF6P** Ford F150, 2012-2013
- \_\_\_\_\_ **IX38UF6P** Ford Taurus, 2011-2014 & Police Interceptor Sedan, 2013-2014
- \_\_\_\_\_ **IX39UF6P** Ford F250/350, 2012-2013

**CHOOSE MODEL:** Twelve 3-LED Lamps (No Take-Downs), Upper Front Unit, Two Piece,  
Individual **Driver and Passenger Side** Units.

- \_\_\_\_\_ **IX37UFX** Chevy Caprice, 2011-2013
- \_\_\_\_\_ **IX13UFX** Chevy Suburban, Chevy Silverado-1500/2500 and Chevy Tahoe, 2008-2013
- \_\_\_\_\_ **IX35UFX** Dodge Charger, 2011-2013
- \_\_\_\_\_ **IX42UFX** Dodge Ram 1500, 2011-2013
- \_\_\_\_\_ **IX34UFX** Ford Explorer, 2011-2014 & Police Interceptor Utility, 2013-2014
- \_\_\_\_\_ **IX43UFX** Ford Fusion, 2013
- \_\_\_\_\_ **IX41UFX** Ford F150, 2012-2013
- \_\_\_\_\_ **IX38UFX** Ford Taurus, 2011-2014 & Police Interceptor Sedan, 2013-2014
- \_\_\_\_\_ **IX39UFX** Ford F250/350, 2012-2013

### INTERIOR LIGHTING PACKAGE:

Insert number of each color of LED lighthouse. No charge when ordered with lightbar.

Replace symbols § with the quantity of each color of each 3-LED lighthouse. Order of colors is Red, Blue, Amber. For White, contact factory.

**Filled In:** I X P § § § § 0 (IXP§§§§0) Extra Low Profile 3-LED Lamps.

**Filled In Examples:**

I X P 6 6 0 0 0 = 6 Red & 6 Blue modules

I X P 0 X 0 0 0 = 12 Blue modules

I X P 4 6 2 0 0 = 4 Red, 6 Blue & 2 Amber modules



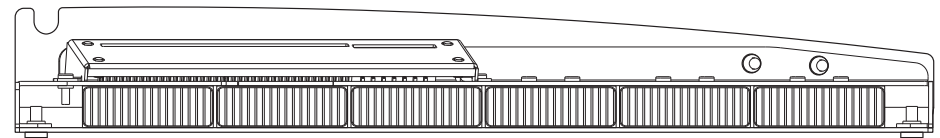
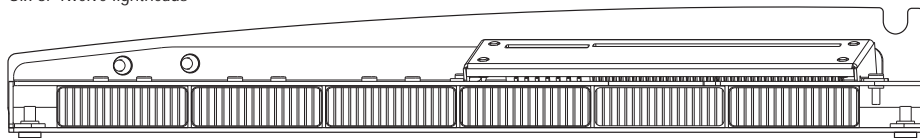
### CHOOSE COLORS:

Six or Twelve lighthoods

Passenger Side

Default Lens Configuration

Driver Side



Write on line LED color desired: A = Amber; B = Blue; C = Clear/White; R = Red

↑ Fill out for Six Lamp Upper Front Passenger Side Unit Only ↑

↑ Fill out for Twelve Lamp Upper Front Two Piece, Individual Driver and Passenger Side Units ↑

Ordering Information: Company Name \_\_\_\_\_ PO# \_\_\_\_\_

**CHOOSE MODEL:** Six 6-LED DUO Lamps, Upper Front **Passenger Side** Unit Only

- \_\_\_\_\_ **IW37UF6P** Chevy Caprice 2011-2013
- \_\_\_\_\_ **IW13UF6P** Chevy Suburban and Chevy Tahoe, 2008-2013
- \_\_\_\_\_ **IW35UF6P** Dodge Charger, 2011-2013
- \_\_\_\_\_ **IW42UF6P** Dodge Ram, 2011-2013
- \_\_\_\_\_ **IW34UF6P** Ford Explorer, 2011-2014 & Police Interceptor Utility, 2013-2014
- \_\_\_\_\_ **IW43UF6P** Ford Fusion, 2013
- \_\_\_\_\_ **IW38UF6P** Ford Taurus, 2011-2014 & Police Interceptor Sedan, 2013-2014
- \_\_\_\_\_ **IW41UF6P** Ford F150, 2012-2013
- \_\_\_\_\_ **IW39UF6P** Ford F250/350, 2012-2013

**CHOOSE MODEL:** Twelve 6-LED DUO Lamps, Upper Front Two Piece Unit, Individual **Driver and Passenger Side** Units

- \_\_\_\_\_ **IW37UFX** Chevy Caprice, 2011-2013
- \_\_\_\_\_ **IW13UFX** Chevy Suburban and Chevy Tahoe, 2008-2013
- \_\_\_\_\_ **IW35UFX** Dodge Charger, 2011-2013
- \_\_\_\_\_ **IW42UFX** Dodge Ram, 2011-2013
- \_\_\_\_\_ **IW34UFX** Ford Explorer, 2011-2014 & Police Interceptor Utility, 2013-2014
- \_\_\_\_\_ **IW43UFX** Ford Fusion, 2013
- \_\_\_\_\_ **IW38UFX** Ford Taurus, 2011-2014 & Police Interceptor Sedan, 2013-2014
- \_\_\_\_\_ **IW41UFX** Ford F150, 2012-2013
- \_\_\_\_\_ **IW39UFX** Ford F250/350, 2012-2013

**INTERIOR LIGHTING PACKAGE:** Extra Low Profile 6-LED DUO Lamps

Insert number of each DUO color lighthouse. No charge when ordered with extra low profile DUO Inner Edge. Replace **\$** with Number of DUO Color LEDs Required, Order of colors is Red/White, Blue/White or Amber/White. **White is the DUO default second color.**

Write on line LED color desired:

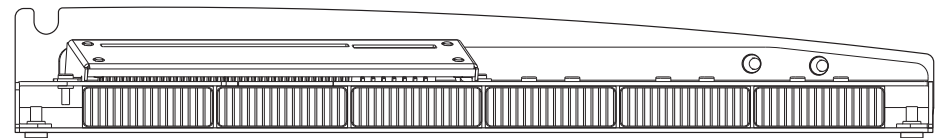
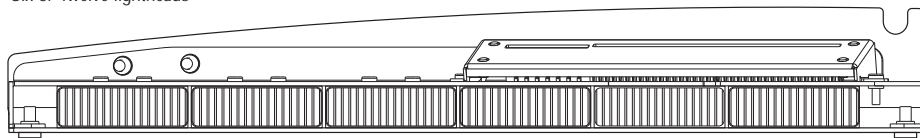
**Filled In Examples:** I W P 0 6 0 0 0 0 = 6 Blue/White modules for **Passenger Side**  
 I W D 6 0 0 0 0 0 = 6 Red/White modules for **Driver Side**

**CHOOSE COLORS:**  
Six or Twelve lighthouses

Passenger Side

Default Lens Configuration

Driver Side



**Filled In Passenger Side:**

I W P \$ \$ \$ 0 0 (IWP\$\$\$00)  
 Lighthouse and Red/ Blue/ Amber/  
 Housing Type White White White

↑ Fill out for Six Lamp Upper Front Passenger Side Unit Only ↑

**Filled In Driver Side:**

I W D \$ \$ \$ 0 0 (IWD\$\$\$00)  
 Lighthouse and Red/ Blue/ Amber/  
 Housing Type White White White

↑ Fill out for Twelve Lamp Upper Front Two Piece, Individual Driver and Passenger Side Units ↑

Ordering Information: Company Name \_\_\_\_\_ PO# \_\_\_\_\_

**Choose Model Rear Facing Lower Level:** Six or eight Linear-LED Modules Lower Rear Unit with Programmable Warning or Traffic Advisor in a one piece housing and mounting kit.

**Chevy Impala 2005-2013**

- \_\_\_\_\_ **I06LR6L** Six Linear-LED, programmable for warning or 6 lamp Traffic Advisor™
- \_\_\_\_\_ **I06LR8L** Eight Linear-LED, programmable for warning or 8 lamp Traffic Advisor™
- \_\_\_\_\_ **I06LR8LT** Six Lamp Linear-LED Traffic Advisor™ with two end flashers

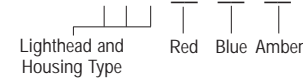
**Dodge Charger 2011-2013**

- \_\_\_\_\_ **I35LR6L** Six Linear-LED, Programmable for Warning or 6 Lamp Traffic Advisor™
- \_\_\_\_\_ **I35LR8L** Eight Linear-LED, Programmable for Warning or 8 Lamp Traffic Advisor™
- \_\_\_\_\_ **I35LR8LT** Six Lamp Linear-LED Traffic Advisor™ with Two End Flashers

**Interior Lighting Package** 6 or 8 Linear-LED modules, insert number of each color of LED lighthoods. Replace **\$** symbols with the quantity required; order of colors is Red, Blue, Amber. For White, contact factory. No charge when ordered with lightbar.

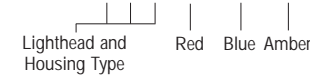
**For I06LR Only**

**Filled In:** I L P \$ \$ \$ 0 0 (ILP\$\$\$00) Low profile Linear-LED lamps



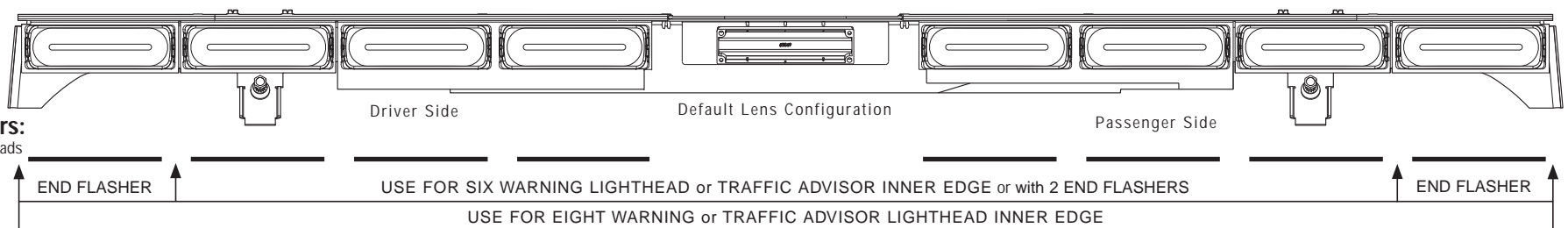
**For I35LR Series Only**

**Filled In:** I E P \$ \$ \$ 0 0 (IEP\$\$\$00) Low profile Linear-LED lamps



**Examples:**  
 I L P 3 3 2 0 0 = 3 Red, 3 Blue and 2 Amber  
 I L P 4 4 0 0 0 = 4 Red, 4 Blue

**Examples:**  
 I E P 3 3 0 0 0 = 3 Red, 3 Blue  
 I E P 0 8 0 0 0 = 8 Blue  
 I E P 1 6 1 0 0 = 1 Red, 6 Blue and 1 Amber



**Choose Colors:**  
Six or eight lighthoods

Ordering Information: Company Name \_\_\_\_\_ PO# \_\_\_\_\_

Choose Model Rear Facing Lower Level: Six or eight LINZ6™ Super-LED® modules and mounting kit with Programmable Warning or Traffic Advisor™ in a one piece housing

- \_\_\_\_\_ **IZ37LR8** Chevy Caprice, 2011-2013  
Eight lamp, programmable for warning or 8 lamp Traffic Advisor
- \_\_\_\_\_ **IZ37LR86** Six lamp Traffic Advisor with 2 end flashers
- \_\_\_\_\_ **IZ37LRZ** Ten lamp, programmable for warning or 8 lamp Traffic Advisor
- \_\_\_\_\_ **IZ37LRZ6** Six lamp Traffic Advisor with four end flashers
- \_\_\_\_\_ **IZ37LRZ8** Eight lamp Traffic Advisor with two end flashers
- \_\_\_\_\_ **IZ35LR8** Dodge Charger, 2011-2013  
Eight lamp, programmable for warning or 8 lamp Traffic Advisor
- \_\_\_\_\_ **IZ35LR86** Six lamp Traffic Advisor with 2 end flashers
- \_\_\_\_\_ **IZ35LRZ** Ten lamp, programmable for warning or 8 lamp Traffic Advisor
- \_\_\_\_\_ **IZ35LRZ6** Six lamp Traffic Advisor with four end flashers
- \_\_\_\_\_ **IZ35LRZ8** Eight lamp Traffic Advisor with two end flashers
- \_\_\_\_\_ **IZ38LR8** Ford Taurus, 2011-2014, and Police Interceptor, 2013-2014  
Eight lamp, programmable for warning or 8 lamp Traffic Advisor
- \_\_\_\_\_ **IZ38LR86** Six lamp Traffic Advisor with 2 end flashers
- \_\_\_\_\_ **IZ38LRZ** Ten lamp, programmable for warning or 8 lamp Traffic Advisor

- \_\_\_\_\_ **IZ38LRZ6** Ford Taurus, 2011-2014, and Police Interceptor, 2013-2014 (Cont'd)  
Six lamp Traffic Advisor with four end flashers
- \_\_\_\_\_ **IZ38LRZ8** Eight lamp Traffic Advisor with two end flashers

**Interior Lighting Package** 6 or 8 Linear-LED modules, insert number of each color of LED lightheads. Replace **\$** symbols with the quantity required; order of colors is Red, Blue, Amber. For White, contact factory. No charge when ordered with Inner Edge® lightbar.

**For IZ Series Only**

**Filled In:** I Z P \$ \$ \$ 0 0 (IZPSS\$00) Low profile 6-LED Linear-LED lamps



**Examples:** I Z P 3 3 2 0 0 = 3 Red, 3 Blue and 2 Amber

I Z P 4 4 0 0 0 = 4 Red, 4 Blue

**Examples:** I Z P 3 3 0 0 0 = 3 Red, 3 Blue

I Z P 0 8 0 0 0 = 8 Blue

I Z P 1 6 1 0 0 = 1 Red, 6 Blue and 1 Amber

